



Location: ACL1 - City Hall

Report on 24-hour TSP monitoring
Action Level ($\mu\text{g}/\text{m}^3$) - 163
Limit Level ($\mu\text{g}/\text{m}^3$) - 260

Date	Sampling Time	Weather Condition	Filter paper no.	Filter Weight, g		Elapse Time, hr		Sampling Time, hr	Flow Rate, m^3/min			Total Volume, m^3	TSP Level, $\mu\text{g}/\text{m}^3$
				Initial	Final	Initial	Final		Initial, Q_{si}	Final, Q_{sf}	Average		
02-May-14	08:00	Rainy	008631	2.8218	2.8941	2620.07	2644.07	24.00	1.32	1.32	1.32	1899	38
08-May-14	08:00	Rainy	008808	2.8523	2.9093	2647.08	2671.08	24.00	1.28	1.32	1.30	1874	30
14-May-14	08:00	Rainy	008868	2.8556	2.9555	2674.09	2698.09	24.00	1.33	1.27	1.30	1872	53
20-May-14	08:00	Rainy	008661	2.8143	2.8929	2701.09	2725.09	24.00	1.33	1.33	1.33	1918	41
26-May-14	08:00	Rainy	008209	2.8182	2.8643	2728.09	2752.09	24.00	1.33	1.33	1.33	1914	24
30-May-14	08:00	Rainy	008702	2.8135	2.8397	2755.08	2779.08	24.00	1.23	1.33	1.28	1844	14

Report on 1-hour TSP monitoring
Action Level ($\mu\text{g}/\text{m}^3$) - 460
Limit Level ($\mu\text{g}/\text{m}^3$) - 500

Date	Sampling Time	Weather Condition	Filter paper no.	Filter Weight, g		Elapse Time, hr		Sampling Time, hr	Flow Rate, m^3/min			Total Volume, m^3	TSP Level, $\mu\text{g}/\text{m}^3$
				Initial	Final	Initial	Final		Initial, Q_{si}	Final, Q_{sf}	Average		
03-May-14	08:40	Rainy	008829	2.8817	2.8850	2644.08	2645.08	1.00	1.32	1.32	1.32	79	42
03-May-14	09:45	Rainy	008895	2.8561	2.8576	2645.08	2646.08	1.00	1.32	1.32	1.32	79	19
03-May-14	10:50	Rainy	008898	2.8470	2.8493	2646.08	2647.08	1.00	1.32	1.32	1.32	79	29
09-May-14	08:50	Rainy	008579	2.8533	2.8624	2671.09	2672.09	1.00	1.24	1.32	1.28	77	118
09-May-14	10:00	Rainy	008874	2.8563	2.8628	2672.09	2673.09	1.00	1.20	1.32	1.26	76	86
09-May-14	13:00	Rainy	008869	2.8623	2.8634	2673.09	2674.09	1.00	1.24	1.32	1.28	77	14
15-May-14	08:50	Rainy	008660	2.8095	2.8147	2698.09	2699.09	1.00	1.33	1.33	1.33	80	65
15-May-14	09:52	Rainy	008659	2.8144	2.8160	2699.09	2700.09	1.00	1.33	1.33	1.33	80	20
15-May-14	10:54	Rainy	008658	2.8154	2.8180	2700.09	2701.09	1.00	1.33	1.33	1.33	80	33
21-May-14	08:50	Rainy	007509	2.6390	2.6430	2725.09	2726.09	1.00	1.33	1.33	1.33	80	50
21-May-14	09:52	Rainy	008517	2.8747	2.8762	2726.09	2727.09	1.00	1.33	1.33	1.33	80	19
21-May-14	10:54	Rainy	008521	2.8606	2.8616	2727.09	2728.09	1.00	1.33	1.33	1.33	80	13
27-May-14	08:50	Fine	008694	2.8271	2.8331	2752.09	2753.09	1.00	1.33	1.33	1.33	80	75
27-May-14	09:52	Fine	008697	2.8227	2.8272	2753.09	2754.09	1.00	1.33	1.33	1.33	80	56
27-May-14	10:54	Fine	008701	2.8171	2.8227	2754.09	2755.09	1.00	1.33	1.33	1.33	80	70
31-May-14	13:00	Rainy	008744	2.8701	2.8714	2779.08	2780.08	1.00	1.23	1.33	1.28	77	17
31-May-14	14:23	Rainy	008747	2.8579	2.8602	2780.08	2781.08	1.00	1.23	1.23	1.23	74	31
31-May-14	15:30	Rainy	008750	2.8727	2.8738	2781.08	2782.08	1.00	1.23	1.33	1.28	77	14



Location: ACL2a - Contractor HK/2012/08 Site office

Report on 24-hour TSP monitoring
Action Level ($\mu\text{g}/\text{m}^3$) - 187.3
Limit Level ($\mu\text{g}/\text{m}^3$) - 260

Date	Sampling Time	Weather Condition	Filter paper no.	Filter Weight, g		Elapse Time, hr		Sampling Time, hr	Flow Rate, m^3/min			Total Volume, m^3	TSP Level, $\mu\text{g}/\text{m}^3$
				Initial	Final	Initial	Final		Initial, Q_{si}	Final, Q_{sf}	Average		
02-May-14	08:00	Rainy	008782	2.8504	2.9602	1783.81	1807.81	24.00	1.31	1.30	1.31	1880	58
08-May-14	08:00	Rainy	008576	2.8625	2.9948	1810.82	1834.83	24.01	1.31	1.31	1.31	1883	70
14-May-14	08:00	Rainy	008571	2.8493	2.9214	1837.83	1861.83	24.00	1.25	1.27	1.26	1818	40
20-May-14	08:00	Rainy	008904	2.8244	2.9091	1864.83	1888.83	24.00	1.32	1.32	1.32	1901	45
26-May-14	08:00	Rainy	008688	2.8337	2.8889	1891.83	1915.83	24.00	1.32	1.32	1.32	1896	29
30-May-14	08:00	Rainy	008735	2.8581	2.9227	1918.83	1942.83	24.00	1.29	1.29	1.29	1864	35

Report on 1-hour TSP monitoring
Action Level ($\mu\text{g}/\text{m}^3$) - 300.1
Limit Level ($\mu\text{g}/\text{m}^3$) - 500

Date	Sampling Time	Weather Condition	Filter paper no.	Filter Weight, g		Elapse Time, hr		Sampling Time, hr	Flow Rate, m^3/min			Total Volume, m^3	TSP Level, $\mu\text{g}/\text{m}^3$
				Initial	Final	Initial	Final		Initial, Q_{si}	Final, Q_{sf}	Average		
03-May-14	09:50	Rainy	008892	2.8557	2.8632	1807.81	1808.81	1.00	1.30	1.30	1.30	78	96
03-May-14	10:53	Rainy	008574	2.8484	2.8555	1808.81	1809.81	1.00	1.30	1.30	1.30	78	91
03-May-14	13:00	Rainy	008581	2.8450	2.8521	1809.81	1810.81	1.00	1.30	1.30	1.30	78	91
09-May-14	10:00	Rainy	008559	2.8415	2.8460	1834.83	1835.83	1.00	1.31	1.31	1.31	78	57
09-May-14	13:00	Rainy	008562	2.8507	2.8541	1835.83	1836.83	1.00	1.22	1.31	1.26	76	45
09-May-14	14:05	Rainy	008568	2.8545	2.8585	1836.83	1837.83	1.00	1.22	1.31	1.26	76	53
15-May-14	09:05	Rainy	008566	2.8690	2.8720	1861.83	1862.83	1.00	1.21	1.21	1.21	73	41
15-May-14	10:14	Rainy	008601	2.8388	2.8408	1862.83	1863.83	1.00	1.25	1.25	1.25	75	27
15-May-14	13:00	Rainy	008604	2.8290	2.8339	1863.83	1864.83	1.00	1.32	1.32	1.32	79	62
21-May-14	08:53	Rainy	008708	2.8206	2.8266	1888.83	1889.83	1.00	1.32	1.32	1.32	79	76
21-May-14	09:55	Rainy	008711	2.8175	2.8198	1889.83	1890.83	1.00	1.21	1.21	1.21	73	32
21-May-14	10:58	Rainy	008685	2.8347	2.8365	1890.83	1891.83	1.00	1.21	1.21	1.21	73	25
27-May-14	08:34	Fine	008948	2.8206	2.8262	1915.83	1916.83	1.00	1.29	1.29	1.29	78	72
27-May-14	09:42	Fine	008730	2.8662	2.8696	1916.83	1917.83	1.00	1.29	1.29	1.29	78	44
27-May-14	10:48	Fine	008731	2.8582	2.8620	1917.83	1918.83	1.00	1.29	1.29	1.29	78	49
31-May-14	09:36	Rainy	009071	2.8346	2.8403	1942.83	1943.83	1.00	1.25	1.25	1.25	75	76
31-May-14	10:56	Rainy	009069	2.8411	2.8475	1943.83	1944.83	1.00	1.29	1.29	1.29	78	82
31-May-14	13:00	Rainy	009066	2.8488	2.8540	1944.83	1945.83	1.00	1.21	1.21	1.21	73	72



Location: ACL1 - City Hall

Report on 24-hour TSP monitoring
 Action Level ($\mu\text{g}/\text{m}^3$) - 163
 Limit Level ($\mu\text{g}/\text{m}^3$) - 260

Date	Sampling Time	Weather Condition	Filter paper no.	Filter Weight, g		Elapse Time, hr		Sampling Time, hr	Flow Rate, m^3/min			Total Volume, m^3	TSP Level, $\mu\text{g}/\text{m}^3$
				Initial	Final	Initial	Final		Initial, Q_{si}	Final, Q_{sf}	Average		
06-Jun-14	17:25	Rainy	008677	2.8236	2.8775	2785.09	2809.09	24.00	1.23	1.33	1.28	1846	29
12-Jun-14	15:07	Fine	008763	2.8517	2.9265	2843.16	2867.16	24.00	1.23	1.23	1.23	1774	42
17-Jun-14	8:00	Rainy	008774	2.8499	2.8988	2874.18	2898.18	24.00	1.25	1.27	1.26	1815	27
23-Jun-14	8:00	Rainy	008462	2.8537	2.8972	2901.18	2925.18	24.00	1.14	1.14	1.14	1647	26
28-Jun-14	8:00	Fine	009024	2.8400	2.9065	2928.18	2952.18	24.00	1.28	1.28	1.28	1838	36

* Due to interruption of electricity supply, the 24hr TSP was rescheduled from 5 and 11 June 2014 to 6 and 12 June 2014 respectively.

Report on 1-hour TSP monitoring
 Action Level ($\mu\text{g}/\text{m}^3$) - 460
 Limit Level ($\mu\text{g}/\text{m}^3$) - 500

Date	Sampling Time	Weather Condition	Filter paper no.	Filter Weight, g		Elapse Time, hr		Sampling Time, hr	Flow Rate, m^3/min			Total Volume, m^3	TSP Level, $\mu\text{g}/\text{m}^3$
				Initial	Final	Initial	Final		Initial, Q_{si}	Final, Q_{sf}	Average		
06-Jun-14	10:58	Rainy	009050	2.8129	2.8162	2782.09	2783.09	1.00	1.23	1.33	1.28	77	43
06-Jun-14	13:00	Rainy	009053	2.8241	2.8287	2783.09	2784.09	1.00	1.23	1.23	1.23	74	62
06-Jun-14	14:15	Rainy	009054	2.8336	2.8367	2784.09	2785.09	1.00	1.23	1.33	1.28	77	40
12-Jun-14	9:17	Fine	008760	2.8666	2.8701	2840.16	2841.16	1.00	1.31	1.31	1.31	78	45
12-Jun-14	10:29	Fine	008767	2.8477	2.8540	2841.16	2842.16	1.00	1.31	1.31	1.31	78	80
12-Jun-14	13:00	Fine	008764	2.8549	2.8622	2842.16	2843.16	1.00	1.31	1.31	1.31	78	93
18-Jun-14	8:56	Rainy	008471	2.8560	2.8590	2898.18	2899.18	1.00	1.33	1.33	1.33	80	38
18-Jun-14	10:02	Rainy	008470	2.8479	2.8499	2899.18	2900.18	1.00	1.33	1.33	1.33	80	25
18-Jun-14	13:00	Rainy	008469	2.8498	2.8527	2900.18	2901.18	1.00	1.33	1.33	1.33	80	36
24-Jun-14	8:53	Rainy	009079	2.8313	2.8354	2925.18	2926.18	1.00	1.14	1.14	1.14	69	60
24-Jun-14	10:04	Rainy	009082	2.8254	2.8292	2926.18	2927.18	1.00	1.25	1.14	1.20	72	53
24-Jun-14	13:00	Rainy	009085	2.8239	2.8315	2927.18	2928.18	1.00	1.14	1.14	1.14	69	111
30-Jun-14	8:17	Rainy	009023	2.8320	2.8360	2952.18	2953.18	1.00	1.28	1.28	1.28	77	52
30-Jun-14	9:36	Rainy	009020	2.8303	2.8342	2953.18	2954.18	1.00	1.28	1.28	1.28	77	51
30-Jun-14	10:39	Rainy	009017	2.8317	2.8345	2954.18	2955.18	1.00	1.28	1.28	1.28	77	36



Location: ACL2a - Contractor HK/2012/08 Site office

Report on 24-hour TSP monitoring
 Action Level ($\mu\text{g}/\text{m}^3$) - 187.3
 Limit Level ($\mu\text{g}/\text{m}^3$) - 260

Date	Sampling Time	Weather Condition	Filter paper no.	Filter Weight, g		Elapse Time, hr		Sampling Time, hr	Flow Rate, m^3/min			Total Volume, m^3	TSP Level, $\mu\text{g}/\text{m}^3$
				Initial	Final	Initial	Final		Initial, Q_{si}	Final, Q_{sf}	Average		
05-Jun-14	8:00	Rainy	009063	2.8467	2.9109	1945.82	1969.82	24.00	1.29	1.29	1.29	1856	35
11-Jun-14	8:00	Rainy	008753	2.8745	3.0375	1972.83	1996.83	24.00	1.29	1.29	1.29	1857	88
17-Jun-14	8:00	Rainy	008016	2.8479	2.9454	1999.83	2023.83	24.00	1.27	1.27	1.27	1824	53
23-Jun-14	8:00	Rainy	008961	2.8472	2.9031	2026.83	2050.83	24.00	1.05	1.03	1.04	1502	37
28-Jun-14	8:00	Fine	009011	2.8194	2.8989	2060.85	2084.85	24.00	1.12	1.12	1.12	1614	49

Report on 1-hour TSP monitoring
 Action Level ($\mu\text{g}/\text{m}^3$) - 300.1
 Limit Level ($\mu\text{g}/\text{m}^3$) - 500

Date	Sampling Time	Weather Condition	Filter paper no.	Filter Weight, g		Elapse Time, hr		Sampling Time, hr	Flow Rate, m^3/min			Total Volume, m^3	TSP Level, $\mu\text{g}/\text{m}^3$
				Initial	Final	Initial	Final		Initial, Q_{si}	Final, Q_{sf}	Average		
06-Jun-14	13:00	Rainy	008917	2.8248	2.8292	1969.82	1970.82	1.00	1.25	1.25	1.25	75	59
06-Jun-14	14:29	Rainy	009055	2.8194	2.8217	1970.82	1971.82	1.00	1.29	1.29	1.29	77	30
06-Jun-14	16:25	Rainy	009059	2.8113	2.8220	1971.82	1972.82	1.00	1.20	1.20	1.20	72	148
12-Jun-14	13:00	Fine	008976	2.8273	2.8409	1996.83	1997.83	1.00	1.29	1.29	1.29	77	176
12-Jun-14	14:05	Fine	008978	2.8380	2.8568	1997.83	1998.83	1.00	1.29	1.29	1.29	77	243
12-Jun-14	15:10	Fine	008974	2.8286	2.8407	1998.83	1999.83	1.00	1.20	1.20	1.20	72	168
18-Jun-14	9:25	Rainy	008960	2.8247	2.8294	2023.83	2024.83	1.00	1.31	1.31	1.31	79	60
18-Jun-14	13:00	Rainy	008957	2.8192	2.8263	2024.83	2025.83	1.00	1.31	1.31	1.31	79	90
18-Jun-14	14:24	Rainy	008964	2.8256	2.8307	2025.83	2026.83	1.00	1.20	1.20	1.20	72	71
24-Jun-14	8:10	Rainy	009035	2.8260	2.8324	2050.83	2051.83	1.00	1.10	1.10	1.10	66	97
24-Jun-14	9:14	Rainy	009027	2.8271	2.8313	2051.83	2052.83	1.00	1.10	1.10	1.10	66	64
24-Jun-14	14:00	Rainy	006291	2.6284	2.6367	2052.83	2053.83	1.00	1.10	1.08	1.09	65	127
30-Jun-14	8:36	Rainy	008551	2.8538	2.8553	2084.85	2085.85	1.00	1.12	1.12	1.12	67	22
30-Jun-14	9:40	Rainy	009014	2.8542	2.8557	2085.85	2086.85	1.00	1.12	1.12	1.12	67	22
30-Jun-14	10:49	Rainy	009094	2.8293	2.8309	2086.85	2087.85	1.00	1.12	1.12	1.12	67	24



Location: ACL1 - City Hall

Report on 24-hour TSP monitoring

Action Level ($\mu\text{g}/\text{m}^3$) - 163

Limit Level ($\mu\text{g}/\text{m}^3$) - 260

Date	Sampling Time	Weather Condition	Filter paper no.	Filter Weight, g		Elapse Time, hr		Sampling Time, hr	Flow Rate, m^3/min			Total Volume, m^3	TSP Level, $\mu\text{g}/\text{m}^3$
				Initial	Final	Initial	Final		Initial, Q_{si}	Final, Q_{sf}	Average		
4-Jul-14	8:00	Fine	009196	2.8592	2.9183	2955.17	2979.17	24.00	1.27	1.27	1.27	1834	32
10-Jul-14	8:00	Rainy	009179	2.8551	2.9065	2982.17	3006.17	24.00	1.28	1.28	1.28	1838	28
16-Jul-14	8:00	Rainy	009166	2.8609	2.9272	3009.17	3033.17	24.00	1.28	1.25	1.26	1820	36
22-Jul-14	8:00	Rainy	009164	2.8814	3.0660	3036.17	3060.17	24.00	1.28	1.27	1.27	1834	101
29-Jul-14	12:00	Fine	009434	2.8509	2.9390	3066.17	3090.17	24.00	1.28	1.28	1.28	1837	48

* Due to interruption of electricity supply, the 24hr TSP was rescheduled from and 28 July 2014 to 29 July 2014 respectively.

Report on 1-hour TSP monitoring

Action Level ($\mu\text{g}/\text{m}^3$) - 460

Limit Level ($\mu\text{g}/\text{m}^3$) - 500

Date	Sampling Time	Weather Condition	Filter paper no.	Filter Weight, g		Elapse Time, hr		Sampling Time, hr	Flow Rate, m^3/min			Total Volume, m^3	TSP Level, $\mu\text{g}/\text{m}^3$
				Initial	Final	Initial	Final		Initial, Q_{si}	Final, Q_{sf}	Average		
5-Jul-14	8:41	Rainy	009207	2.8526	2.8553	2979.17	2980.17	1.00	1.27	1.27	1.27	76	35
5-Jul-14	10:00	Rainy	009210	2.8483	2.8496	2980.17	2981.17	1.00	1.27	1.27	1.27	76	17
5-Jul-14	11:10	Rainy	009176	2.8435	2.8515	2981.17	2982.17	1.00	1.27	1.27	1.27	76	105
11-Jul-14	8:46	Rainy	009279	2.8394	2.8440	3006.17	3007.17	1.00	1.28	1.28	1.28	77	60
11-Jul-14	10:20	Rainy	009280	2.8330	2.8373	3007.17	3008.17	1.00	1.28	1.28	1.28	77	56
11-Jul-14	13:00	Rainy	009281	2.8461	2.8520	3008.17	3009.17	1.00	1.28	1.28	1.28	77	77
17-Jul-14	9:02	Rainy	009220	2.8339	2.8384	3033.17	3034.17	1.00	1.28	1.28	1.28	77	59
17-Jul-14	10:05	Rainy	009221	2.8502	2.8540	3034.17	3035.17	1.00	1.28	1.28	1.28	77	50
17-Jul-14	13:00	Rainy	009222	2.8511	2.8524	3035.17	3036.17	1.00	1.28	1.28	1.28	77	17
23-Jul-14	8:43	Fine	009441	2.8626	2.8695	3060.17	3061.17	1.00	1.27	1.27	1.27	76	90
23-Jul-14	9:48	Fine	009442	2.8558	2.8638	3061.17	3062.17	1.00	1.27	1.27	1.27	76	105
23-Jul-14	10:53	Fine	009443	2.8518	2.8603	3062.17	3063.17	1.00	1.27	1.27	1.27	76	111
29-Jul-14	8:36	Fine	009161	2.8495	2.8586	3063.17	3064.17	1.00	1.28	1.28	1.28	77	119
29-Jul-14	9:44	Fine	009162	2.8408	2.8502	3064.17	3065.17	1.00	1.28	1.28	1.28	77	123
29-Jul-14	10:52	Fine	009163	2.8474	2.8562	3065.17	3066.17	1.00	1.28	1.28	1.28	77	115



Location: ACL2a - Contractor HK/2012/08 Site office

Report on 24-hour TSP monitoring

Action Level ($\mu\text{g}/\text{m}^3$) - 187.3

Limit Level ($\mu\text{g}/\text{m}^3$) - 260

Date	Sampling Time	Weather Condition	Filter paper no.	Filter Weight, g		Elapse Time, hr		Sampling Time, hr	Flow Rate, m^3/min			Total Volume, m^3	TSP Level, $\mu\text{g}/\text{m}^3$
				Initial	Final	Initial	Final		Initial, Q_{si}	Final, Q_{sf}	Average		
4-Jul-14	8:00	Fine	009142	2.8556	2.9246	2087.84	2111.84	24.00	1.05	1.05	1.05	1513	46
10-Jul-14	8:00	Rainy	009284	2.8383	2.8998	2114.84	2138.84	24.00	1.10	1.10	1.10	1581	39
16-Jul-14	8:00	Rainy	009265	2.8500	2.9813	2141.84	2165.84	24.00	1.08	1.08	1.08	1550	85
22-Jul-14	8:00	Rainy	009124	2.8677	3.0183	2168.84	2192.84	24.00	1.10	1.09	1.10	1578	95
28-Jul-14	8:00	Fine	009406	2.8605	2.9991	2195.85	2219.85	24.00	1.05	1.05	1.05	1516	91

Report on 1-hour TSP monitoring

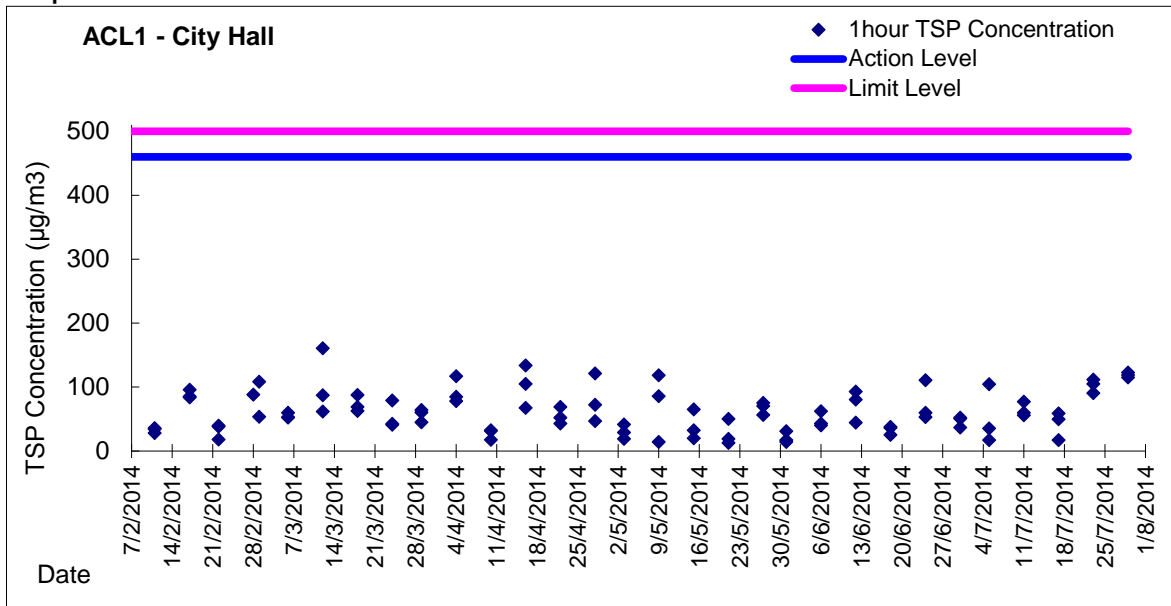
Action Level ($\mu\text{g}/\text{m}^3$) - 300.1

Limit Level ($\mu\text{g}/\text{m}^3$) - 500

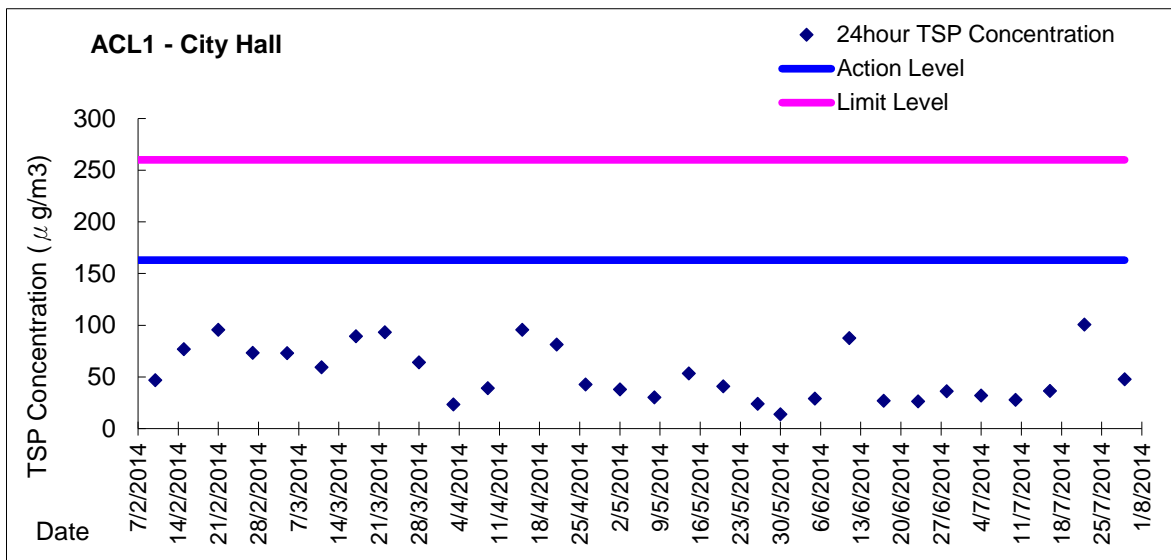
Date	Sampling Time	Weather Condition	Filter paper no.	Filter Weight, g		Elapse Time, hr		Sampling Time, hr	Flow Rate, m^3/min			Total Volume, m^3	TSP Level, $\mu\text{g}/\text{m}^3$
				Initial	Final	Initial	Final		Initial, Q_{si}	Final, Q_{sf}	Average		
5-Jul-14	8:44	Rainy	009172	2.8481	2.8562	2111.84	2112.84	1.00	1.05	1.05	1.05	63	128
5-Jul-14	9:48	Rainy	009173	2.8505	2.8584	2112.84	2113.84	1.00	1.05	1.05	1.05	63	125
5-Jul-14	10:52	Rainy	009174	2.8656	2.8731	2113.84	2114.84	1.00	1.05	1.05	1.05	63	119
11-Jul-14	9:19	Rainy	009181	2.8466	2.8548	2138.84	2139.84	1.00	1.03	1.03	1.03	62	133
11-Jul-14	10:45	Rainy	009184	2.8471	2.8505	2139.84	2140.84	1.00	1.05	1.05	1.05	63	54
11-Jul-14	13:00	Rainy	009187	2.8477	2.8519	2140.84	2141.84	1.00	1.10	1.10	1.10	66	64
17-Jul-14	9:35	Rainy	009115	2.8611	2.8735	2165.84	2166.84	1.00	1.10	1.10	1.10	66	188
17-Jul-14	10:40	Rainy	009118	2.8538	2.8630	2166.84	2167.84	1.00	1.01	1.01	1.01	60	152
17-Jul-14	13:00	Rainy	009121	2.8483	2.8570	2167.84	2168.84	1.00	1.10	1.10	1.10	66	132
23-Jul-14	9:35	Fine	009373	2.8556	2.8605	2192.84	2193.84	1.00	1.00	1.00	1.00	60	81
23-Jul-14	10:40	Fine	009377	2.8422	2.8497	2193.84	2194.84	1.00	1.09	1.09	1.09	66	114
23-Jul-14	13:00	Fine	009379	2.8711	2.8760	2194.84	2195.84	1.00	1.00	1.00	1.00	60	81
29-Jul-14	13:00	Fine	009347	2.8572	2.8682	2219.85	2220.85	1.00	1.05	1.05	1.05	63	174
29-Jul-14	14:09	Fine	009350	2.8507	2.8585	2220.85	2221.85	1.00	1.01	1.01	1.01	60	129
29-Jul-14	15:17	Fine	009353	2.8625	2.8754	2221.85	2222.85	1.00	1.10	1.10	1.10	66	196



Graphic Presentation of 1 hour TSP Result

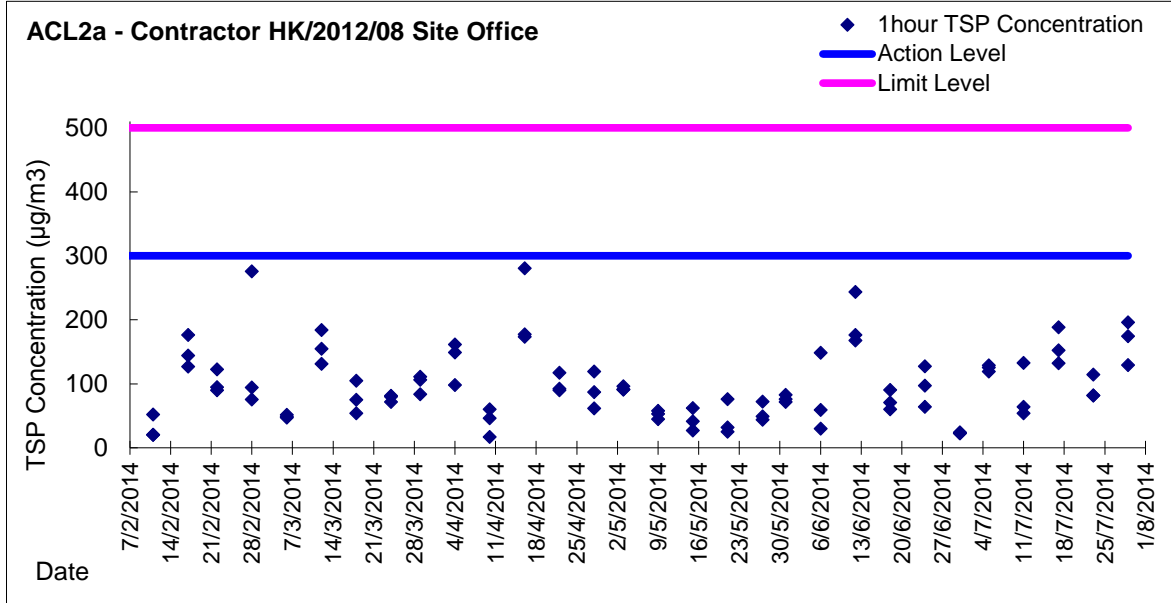


Graphic Presentation of 24 hour TSP Result





Graphic Presentation of 1 hour TSP Result



Graphic Presentation of 24 hour TSP Result

